

Fiscal Year of 2017

**Tottori University Graduate School of Sustainability Science
Master's Program
Department of Dryland Science**

Application Guidelines

for

General Entrance Examination

Special Entrance Examination for In-service Trainees

Special Entrance Examination

General Entrance Examination (1 st round)	Application Period	09/12/2016 (Mon) ~ 09/14/2016 (Wed)
	Examination Period	10/01/2016 (Sat), 10/02/2016 (Sun) 9 AM~
	Announcement of Results	10/20/2016 (Thu) 11 AM
Special Entrance Examination for In-service trainees	Application Period	09/12/2016 (Mon) ~ 09/14/2016 (Wed)
	Examination Period	10/01/2016 (Sat) 9 AM~
	Announcement of Results	10/20/2016 (Thu) 11 AM
General Entrance Examination (2 nd round)	Application Period	10/21/2016 (Fri) ~ 10/25/2016 (Tue)
	Examination Period	11/12/2016 (Sat), 11/13/2016 (Sun) 9 AM~
	Announcement of Results	11/25/2016 (Fri) 11 AM
Special Entrance Examination	Application Period	12/12/2016 (Mon) ~ 12/14/2016 (Wed)
	Examination Period	01/07/2017 (Sat), 01/08/2017 (Sun)
	Announcement of Results	01/20/2017 (Fri) 11 AM

**Tottori University Graduate School of Sustainability Science
Master's Program
Department of Dryland Science**

4-101 Koyama-cho Minami, Tottori 680-8553

TEL (Direct): +81-(0)857-31-5346

E-mail: ag-kyoumu@adm.tottori-u.ac.jp

Table of Contents

General Entrance Examination (1 st round).....	1
Special Entrance Examination for In-service Trainees.....	7
General Entrance Examination (2 nd round)	14
Special Entrance Examination	20
List of Education and Research Fields	27
Examination Venue Information	28

Application Documents

Application Form

Examination Admission Card, ID Photo Card, Submission sheet of
Proof of Examination Fee Payment

Essay (1) : Motivation Letter

Essay (2) : Summary of Research Plan

Essay (3) : Self-assessment

Curriculum Vitae

Examination Fee Transfer Request Sheet

Fiscal Year of 2017 Tottori University Graduate School of Sustainability Science Master's Program
Department of Dryland Science General Entrance Examination (1st round)
Application Requirements

1. Department, Courses, Positions Available, Field of Education and Research

Department	Course	Positions Available	Field of Education and Research
Department of Dryland Science	General Program	20	See "List of fields of education and research" on page 27.
	Special Program in English		

The General Program will develop scientists with advanced level technical knowledge and global perspective for societal contributions.

The Special Program in English will offer the whole course work in English to develop scientists with advanced skills to carry out projects that can contribute to the international society.

2. Qualification Requirements

Applicants must fulfill one of the criteria given from (1) to (10) below. International students who wish to apply for the General Program must be proficient in Japanese.

- (1) Graduated or expected to graduate from a four year university program on or before the end of March 2017.
- (2) Awarded or expected to be awarded a bachelor's degree by the National Institution for Academic Degrees and Quality Enhancement of Higher Education following the School Education Law Article 104 Clause 4 on or before the end of March 2017.
- (3) Have finished or expected to finish 16 years of formal education in a foreign country on or before the end of March 2017.
- (4) Have finished or expected to finish 16 years of formal education of a foreign country on or before the end of March 2017 by completing Correspondence Education courses provided by the country in questions while residing in Japan.
- (5) Have finished or expected to complete a program provided by an educational institution which owns degree programs offered in foreign countries (only the program that grants the diploma for 16 years of formal education in the said foreign country) which is also recognized as a formal educational institution in the said county while authorized by the Minister of Education, Culture, Sports, Science and Technology on or before the end of March 2017.
- (6) Have been awarded or expected to be awarded a degree equivalent to bachelor's by completing program duration of which is more than 3 years (includes the case of finishing 16 years of formal education of a foreign country by completing Correspondence Education courses provided by the country in question while residing in Japan, and the case of obtaining degree specified by (5) when graduating from an educational institution recognized by the foreign country in question) at a university or other form of school in a foreign country (limited to the institutions with their educational quality such as education and research activities recognized by the evaluators approved by the government of the foreign country in question or other

relevant authorities, or institutions specifically recognized by its equivalent by the Minister of Education, Culture, Sports, Science and Technology) on or before the end of March 2017.

- (7) Have finished upper-level course of a specialized training college (limited to the course duration of which is more than 4 years and meets other requirements provided by the Minister of Education, Culture, Sports, Science and Technology), which is specially approved by the Minister of Education, Culture, Sports, Science and Technology, after the date provided by the Minister of Education, Culture, Sports, Science and Technology or be expected to finish above mentioned course before the end of March 2017.
- (8) Specially recommended by the Minister of Education, Culture, Sports, Science and Technology (Public notice Item 5 by Ministry of Education in 1953)
- (9) Reach or have reached 22 years old on or before the end of March 2017 whose qualification is recognized to be equivalent or higher than those who graduated from a four year university program by individual qualification evaluation at the Graduate School of Sustainability Science.
- (10) Admitted to a graduate school by the School Education Law Article 102 Clause 2, and one's academic performance is recognized to be suitable for the Graduate School of Sustainability Science.

Applicants who are applying under (9) or (10) category must visit the Academic Affairs Division of Faculty of Agriculture, Tottori University and get an application form for qualification evaluation which should be submitted no later than September 7 (Wed) 2016. The result of evaluation will be announced by September 9 (Fri) 2016.

3. Application

(1) Period

Applications must be submitted September 12 (Mon) ~ 14 (Wed) of 2016.

Reception hour is from 9 AM to 5 PM.

Mailed applications will be accepted only when postmarked by sending office on or before September 12 (Mon).

(2) Place of Submission

4-101 Koyama-cho Minami, Tottori

680-8553

Academic Affairs Division

Faculty of Agriculture

Tottori University

Tel: (0857) 31-5346

(3) Application Procedures

Applicants must fill and submit the documents listed in the table below. Applicants should use appropriate forms: For the General Program application, use the Japanese form. For the Special Program in English application, use the English form.

Application submitted by mail should use registered mail and has to be marked “Application for General Entrance Exam for Graduate Course Enclosed” in red ink.

① Application Form	Use provided form
② Essay	<p>Describe about the following items (1) ~ (3) using the prescribed form. (Word processor acceptable)</p> <p>For the General Program application, write in Japanese. For the Special Program in English application, write in English.</p> <p>(1) Motivation Letter (Maximum length: 1,000 words in Japanese, 250 words in English)</p> <p>(2) Summary of Research Plan (Maximum length: 1,000 words in Japanese, 250 words in English)</p> <p>(3) Self-assessment</p> <p>Explain your self-assessment of the following qualities. (Maximum length of each quality: 100 words in Japanese, 25 words in English)</p> <ul style="list-style-type: none"> ○Cooperativeness and leadership ○Ability of (self-)expression ○English proficiency ○Technical knowledge ○Ability to conduct experiment and research
③ Research proposal	Applicants for the Special Program in English must submit detailed research plans to be conducted at Department of Dryland Science. It must be written in English. (Format not specified) (A4 size paper, 4 ~ 6 pages)
④ Academic transcript and Letter of recommendation	<p>Submit an academic transcript issued by the head of last educational institution attended. Must be sealed in an envelope.</p> <p>In addition to that, foreign applicants must submit a letter of recommendation which can be prepared by an academic supervisor, immediate supervisor of currently affiliated research institution or current employer.</p>
⑤ TOEIC or TOEFL Score etc.	<p>The original copy of TOEIC or TOEFL certificate obtained within 2 years prior to the application submission is required. Foreign applicants who graduated from universities of countries that use English as official language who are planning to stay in Japan with visa status of “student” are not required to submit this. Instead, a document that verifies completion of university education in English issued by the president or its equivalent authority of the university should be submitted.</p> <p>The certificate will be returned with your examination admission card.</p>

⑥ Certificate of (expected) graduation	The certificate must be issued by an authorized person of applicant's degree granting institute. (Applicants who graduated from the Faculty of Agriculture of Tottori University are not required to submit the certificate.)
⑦ Examination fee	<p>30,000 Japanese Yen</p> <p>Using the prescribed application for remittance, make a transfer from the bank other than Post Office and Japan Post Bank. Make sure to get the "Proof of Examination Fee Remittance" and attach it on the "Submission Sheet of Proof of Examination Fee Remittance" as directed. (Do not use ATM machines. Please be aware that the fees for remittance shall be borne by applicants)</p> <p>The "Receipt Confirmation of Examination Fee (and service fee)" will serve as a receipt. It will be required when requesting a refund.</p> <p>The examination fee must be transferred to the account provided during September 5 (Mon) ~ 14 (Wed) of 2016.</p> <p>The examination fee will not be refunded under any conditions except for the following:</p> <p>(A) Applicant did not apply (did not submit application)</p> <p>(B) Application did not get accepted</p> <p>(C) Examination fee was paid twice by mistake</p>
⑧ Return envelope for examination admission card	A standard envelop (rectangular No. 3 12.0cm × 23.5cm) with 362 JPY stamp (include express mail fee) attached and postal code, address and name written.
⑨ Certificate of Degree Award or Certificate of expected degree award	Only applicants who are applying under (2) category are required to submit this. Applicants expected to complete junior colleges or advanced courses of technical colleges must submit the certificate of expected degree award and documents to verify application for bachelor's degree conferment.
⑩ Certificate of residence (foreign applicants only)	Foreign applicants who reside in Japan must submit a copy of certificate of residence (both sides) or residence card issued by the mayor of the municipality etc. or a document that proves status of residence. Foreign applicants residing outside Japan must submit a copy of passport.

4. Entrance Examination

Applicants will be evaluated based on document screening and oral examination.

(1) Document Screening

Based on the TOEIC/TOEFL scores etc. and academic transcripts, language proficiency and basic knowledge will be evaluated.

(2) Oral Examination

Applicants' technical knowledge and suitability will be evaluated based on a 10 minutes presentation on thesis research or research plan and Q & A based on the essay (research plan included for Special Program in

English applicants).

LCD projector will be provided. Bring own laptop and its peripherals.

(3) Examination Dates

Date	Saturday October 1 2016	Sunday October 2 2016
Time	9:00 AM ~	9:00 AM ~
Subject	Oral Examination	
Venue	4-101 Koyama-cho Minami, Tottori Faculty of Agriculture, Tottori University	

Examination schedule will be communicated no later than 5 days prior to the examination. Please contact the Academic Affairs Division of Faculty of Agriculture if you do not hear from the office.

5. Applicants with Physical Disability

Applicants with physical disability should submit a document (formats not specified) stating following along with a doctor's note or copy of physical disability certificate to the Academic Affairs Division of Faculty of Agriculture by September 7 (Wed) 2016 to discuss possibly required assistance/accommodations at the examination.

- (1) Applicant's name and address (Phone number should be provided as well)
- (2) Desired major, course and field of education/research
- (3) Graduated university, faculty and department etc.
- (4) Type and level of disability
- (5) Accommodations necessary for examination
- (6) Accommodations necessary for course completion
- (7) Accommodations made at the graduated university
- (8) Description of daily life

6. Announcement of Examination Result

At 11 AM on Thursday October 20 2016, the result will be posted at the entrance of Faculty of Agriculture, Tottori University. The original copy of the letter of acceptance will be sent out to accepted applicants via mail.

7. Admission Process

Instructions for admission process will be individually notified to accepted applicants.

- (1) Processing Documents etc.
 - Dossier, photograph mount for student ID etc.
 - (2) Entrance Fee 282,000 Japanese Yen (Tentative)
 - (3) Tuition Fees 535,800 Japanese Yen / year [First Semester: 267,900 Yen, Second Semester: 267,900 Yen] (Tentative)
 - Tuition Fees must be paid in May (First Semester) and November (Second Semester)
 - Payment instructions will be provided to accepted applicants
- (NOTES) a. Once submitted, the entrance fee will not be refunded under any conditions.

b. Students who wish to get an entrance/tuition fees waiver (or collection postponement) should not submit the entrance/tuition fees upon admission process.

c. Above stated entrance/tuition fees amounts are tentative and may change at any time. Students will be asked to pay the revised amount while taking courses at Tottori University.

(4) Place of Admission Process 4-101 Koyama-cho Minami, Tottori

Academic Affairs Division of Faculty of Agriculture, Tottori University

8. Entrance Fee Waiver (collection postponement) and Tuition Fees Waiver

Entrance or tuition fees (full or half amount) can be waived if applicant meets one of the following conditions and university sees the extreme difficulty of entrance or tuition fees payment as a result of the waiver evaluation requested by the applicant.

- (1) Extreme difficulty paying for entrance or tuition fees although academic performance is excellent.
- (2) Within one year prior to the admission, defrayer of academic expenses has deceased, or either self or defrayer of academic expenses got affected by natural disasters.
- (3) Meets condition (2) and President of Tottori University recognizes the needs of waive in provided condition. Please contact Scholarship section of Student Support Division under Student Affairs Department (TEL (0857) 31-5059 / 6776) for more details.

9. Others

- (1) Applicants must bring examination admission card issued by Tottori University on the examination day.
- (2) Please contact the Academic Affairs Division of Faculty of Agriculture, Tottori University for any inquiries related to application, examination and admission.

Fiscal Year of 2017 Tottori University Graduate School of Sustainability Science Master's Program
Department of Dryland Science Special Entrance Examination for In-service Trainees
Application Requirements

The Graduate School of Sustainability Science offers a special entrance examination for adults with careers with the vision of recruiting and educating the professionals employed at research institutions, administrative organs, educational institutions, agricultural organizations, and private sectors etc. by providing opportunity to further develop their careers through higher education and training which will eventually help them to contribute to the development of the international society.

Applicants admitted to this course will be provided with special education defined by the Standard for the Establishment of Graduate School Article 14. Students with fulltime employment have difficulty completing degree since they would have to take absence from the job for 2 years. Hence, we will provide flexible and manageable scheduling to those who are employed fulltime.

1. Department, Courses, Positions Available, Field of Education and Research

Department	Course	Positions Available	Field of Education and Research
Department of Dryland Science	General Program	A few	See "List of fields of education and research" on page 27.
	Special Program in English		

The General Program will develop scientists with advanced level technical knowledge and global perspective for societal contributions.

The Special Program in English will offer the whole course work in English to develop scientists with advanced skills to carry out projects that can contribute to the international society.

2. Qualification Requirements

Applicants must fulfill one of the criteria given from (1) to (9) below. International students who wish to apply for the General Program must be proficient in Japanese.

- (1) Graduated from a four year university program.
- (2) Awarded a bachelor's degree by the National Institution for Academic Degrees and Quality Enhancement of Higher Education following the School Education Law Article 104 Clause 4.
- (3) Have finished 16 years of formal education in a foreign country.
- (4) Have finished 16 years of formal education of a foreign country by completing Correspondence Education courses provided by the country in questions while residing in Japan.
- (5) Have finished a program provided by an educational institution which owns degree programs offered in foreign countries (only the program that grants the diploma for 16 years of formal education in the said foreign country) which is also recognized as a formal educational institution in the said county while authorized by the Minister of Education, Culture, Sports, Science and Technology.

- (6) Have been awarded a degree equivalent to bachelor's by completing program duration of which is more than 3 years (includes the case of finishing 16 years of formal education of a foreign country by completing Correspondence Education courses provided by the country in question while residing in Japan, and the case of obtaining degree specified by (5) when graduating from an educational institution recognized by the foreign country in question) at a university or other form of school in a foreign country (limited to the institutions with their educational quality such as education and research activities recognized by the evaluators approved by the government of the foreign country in question or other relevant authorities, or institutions specifically recognized by its equivalent by the Minister of Education, Culture, Sports, Science and Technology).
- (7) Have finished upper-level course of a specialized training college (limited to the course duration of which is more than 4 years and meets other requirements provided by the Minister of Education, Culture, Sports, Science and Technology), which is specially approved by the Minister of Education, Culture, Sports, Science and Technology, after the date provided by the Minister of Education, Culture, Sports, Science and Technology or be expected to finish above mentioned course.
- (8) Specially recommended by the Minister of Education, Culture, Sports, Science and Technology (Public notice Item 5 by Ministry of Education in 1953)
- (9) Have reached 22 years old whose qualification is recognized to be equivalent or higher than those who graduated from a four year university program by individual qualification evaluation at the Graduate School of Sustainability Science.

Applicants who are applying under (9) category must visit the Academic Affairs Division of Faculty of Agriculture, Tottori University and get an application form for qualification evaluation which should be submitted no later than September 7 (Wed) 2016. The result of evaluation will be announced by September 9 (Fri) 2016.

3. Specific Requirements

Applicants must meet the requirements stipulated in 2. and meet one of the following qualifications:

- (1) Currently have been employed fulltime at a research institution, educational institution, or private sector etc. and can keep the current position after admission who is recommended by the employer.
- (2) Researchers or engineers other than (1) who are recommended by a research institution, educational organization or other organization etc. who can keep the current job after admission.
- (3) Works in agriculture and forestry etc. who can keep the current job after admission

4. Application

(1) Period

Applications must be submitted September 12 (Mon) ~ 14 (Wed) of 2016.

Reception hour is from 9 AM to 5 PM.

Mailed applications will be accepted only when postmarked by the sending office on or before September 12 (Mon).

(2) Place of Submission

4-101 Koyama-cho Minami, Tottori

680-8553

Academic Affairs Division

Faculty of Agriculture

Tottori University

Tel: (0857) 31-5346

(3) Application Procedures

Applicants must fill and submit the documents listed in the table below. Applicants should use appropriate forms: For the General Program application, use the Japanese form. For the Special Program in English application, use the English form.

Application submitted by mail should use registered mail and has to be marked “Application for General Entrance Exam for Graduate Course Enclosed” in red ink.

① Application Form	Use provided form
② Essay	<p>Describe about the following items (1) ~ (3) using the prescribed form. (Word processor acceptable)</p> <p>For the General Program application, write in Japanese. For the Special Program in English application, write in English.</p> <p>(1) Motivation Letter (Maximum length: 1,000 words in Japanese, 250 words in English)</p> <p>(2) Summary of Research Plan (Maximum length: 1,000 words in Japanese, 250 words in English)</p> <p>(3) Self-assessment</p> <p>Explain your self-assessment of the following qualities. (Maximum length of each quality: 100 words in Japanese, 25 words in English)</p> <ul style="list-style-type: none"> ○Cooperativeness and leadership ○Ability of (self-)expression ○English proficiency ○Technical knowledge ○Ability to conduct experiment and research

③ Research proposal	Applicants for the Special Program in English must submit detailed research plans to be conducted at Department of Dryland Science. It must be written in English. (Format not specified) (A4 size paper, 4 ~ 6 pages)
④ Academic transcript and Letter of recommendation	Submit an academic transcript issued by the head of last educational institution attended. Must be sealed in an envelope. In addition to that, foreign applicants must submit a letter of recommendation which can be prepared by an academic supervisor, immediate supervisor of currently affiliated research institution or current employer.
⑤ TOEIC or TOEFL Score etc.	Applicants for the Special Program in English must submit the original copy of TOEIC or TOEFL certificate obtained within 2 years prior to the application submission. Foreign applicants who graduated from universities of countries uses English as official language who are planning to stay in Japan with visa status of “student” are not required to submit this. Instead, a document that verifies completion of university education in English issued by the president or its equivalent authority of the university should be submitted. The certificate will be returned with your examination admission card.
⑥ Certificate of graduation	The certificate must be issued by an authorized person of applicant’s degree granting institute.
⑦ Examination fee	30,000 Japanese Yen Using the prescribed application for remittance, make a transfer from the bank other than Post Office and Japan Post Bank. Make sure to get the “Proof of Examination Fee Remittance” and attach it on the “Submission Sheet of Proof of Examination Fee Remittance” as directed. (Do not use ATM machines. Please be aware that the fees for remittance shall be borne by applicants) The “Receipt Confirmation of Examination Fee (and service fee)” will serve as a receipt. It will be required when requesting a refund. The examination fee must be transferred to the account provided during September 5 (Mon) ~ 14 (Wed) of 2016. The examination fee will not be refunded under any conditions except for the following: (A) Applicant did not apply (did not submit application) (B) Application did not get accepted (C) Examination fee was paid twice by mistake
⑧ Return envelope for examination admission card	A standard envelop (rectangular No. 3 12.0cm × 23.5cm) with 362 JPY stamp (include express mail fee) attached and postal code, address and name written.
⑨ Application Permit	Permit issued by the department head or other authority of applicant’s organization must be submitted (Format not specified)

⑩ Certificate of Degree Award	Only applicants who are applying under (2) category are required to submit this.
⑪ Certificate of residence (foreign applicants only)	Foreign applicants who reside in Japan must submit a copy of certificate of residence (both sides) or residence card issued by the mayor of the municipality etc. or a document that proves status of residence. Foreign applicants residing outside Japan must submit a copy of passport.
⑫ Curriculum Vitae	Use prescribed form.

5. Entrance Examination

Applicants will be evaluated based on document screening and oral examination.

(1) Document Screening

Based on the TOEIC/TOEFL scores etc. (Special Program in English applicants only) and academic transcripts, language proficiency (Special Program in English applicants only) and basic knowledge will be evaluated.

(2) Oral Examination

Applicants' technical knowledge and suitability will be evaluated based on a 10 minutes presentation on thesis research or research plan and Q&A based on the essay (research plan included for Special Program in English applicants).

LCD projector will be provided. Bring own laptop and its peripherals.

(3) Examination Dates

Date	Saturday October 1 2016
Time	9:00 AM ~
Subject	Oral Examination
Venue	4-101 Koyama-cho Minami, Tottori Faculty of Agriculture, Tottori University

Examination schedule will be communicated no later than 5 days prior to the examination. Please contact the Academic Affairs Division of Faculty of Agriculture if you do not hear from the office.

6. Applicants with Physical Disability

Applicants with physical disability should submit a document (formats not specified) stating following along with a doctor's note or copy of physical disability certificate to the Academic Affairs Division of Faculty of Agriculture by September 7 (Wed) 2016 to discuss possibly required assistance/accommodations at the examination.

- (1) Applicant's name and address (Phone number should be provided as well)
- (2) Desired major, course and field of education/research
- (3) Graduated university, faculty and department etc.
- (4) Type and level of disability
- (5) Accommodations necessary for examination

- (6) Accommodations necessary for course completion
- (7) Accommodations made at the graduated university
- (8) Description of daily life

7. Announcement of Examination Result

At 11 AM on Thursday October 20 2016, the result will be posted at the entrance of Faculty of Agriculture, Tottori University. The original copy of the letter of acceptance will be sent out to accepted applicants via mail.

8. Admission Process

Instructions for admission process will be individually notified to accepted applicants.

(1) Processing Documents etc.

- Dossier, photograph mount for student ID etc.

(2) Entrance Fee 282,000 Japanese Yen (Tentative)

(3) Tuition Fees 535,800 Japanese Yen / year [First Semester: 267,900 Yen, Second Semester: 267,900 Yen] (Tentative)

- Tuition Fees must be paid in May (First Semester) and November (Second Semester)
- Payment instructions will be provided to accepted applicants

(NOTES) a. Once submitted, the entrance fee will not be refunded under any conditions.

b. Students who wish to get entrance/tuition fees waiver (or collection postponement) should not submit the entrance/ tuition fees upon admission process.

c. Above stated entrance/tuition fees amounts are tentative and may change at any time. Students will be asked to pay the revised amount while taking courses at Tottori University.

(4) Place of Admission Process 4-101 Koyama-cho Minami, Tottori Academic Affairs Division of Faculty of Agriculture, Tottori University

9. Extended Course System

This system provides students with fulltime occupation a chance to plan and complete the course within certain period of time (maximum of 4 years) beyond average period required for course completion (2 years).

Same amount paid for 2 year course tuition will split into 3 (or 4) according to the plan.

Applicants who wish to use this system should contact the Academic Affairs Division of Faculty of Agriculture upon admission process.

10. Entrance Fee Waiver (collection postponement) and Tuition Fees Waiver

Entrance or tuition fees (full or half amount) can be waived if applicant meets one of the following conditions and university sees the extreme difficulty of entrance or tuition fees payment as a result of the waiver evaluation requested by the applicant.

- (1) Extreme difficulty paying for entrance or tuition fees although academic performance is excellent.
- (2) Within one year prior to the admission, defrayer pf academic expenses has deceased, or either self or defrayer of academic expenses got affected by wind or water related disasters etc.

- (3) Meets condition (2) and President of Tottori University recognizes the needs of waive in provided condition.
Please contact Scholarship section of Student Support Division under Student Affairs Department (TEL (0857) 31-5059 / 6776) for more details.

11. Others

- (1) Applicants must bring examination admission card issued by Tottori University on the examination day.
- (2) Please contact the Academic Affairs Division of Faculty of Agriculture, Tottori University for any inquiries related to application, examination and admission.

Fiscal Year of 2017 Tottori University Graduate School of Sustainability Science Master's Program
Department of Dryland Science General Entrance Examination (2nd round)
Application Requirements

1. Department, Courses, Positions Available, Field of Education and Research

Department	Course	Positions Available	Field of Education and Research
Department of Dryland Science	General Program	A few	See “List of fields of education and research” on page 27.
	Special Program in English		

The General Program will develop scientists with advanced level technical knowledge and global perspective for societal contributions.

The Special Program in English will offer the whole course work in English to develop scientists with advanced skills to carry out projects that can contribute to the international society.

2. Qualification Requirements

Applicants must fulfill one of the criteria given from (1) to (10) below. International students who wish to apply for the general Program must be proficient in Japanese.

- (1) Graduated or expected to graduate from a four year university program on or before the end of March 2017.
- (2) Awarded or expected to be awarded a bachelor's degree by the National Institution for Academic Degrees and Quality Enhancement of Higher Education following the School Education Law Article 104 Clause 4 on or before the end of March 2017.
- (3) Have finished or expected to finish 16 years of formal education in a foreign country on or before the end of March 2017.
- (4) Have finished or expected to finish 16 years of formal education of a foreign country on or before the end of March 2017 by completing Correspondence Education courses provided by the country in questions while residing in Japan.
- (5) Have finished or expected to complete a program provided by an educational institution which owns degree programs offered in foreign countries (only the program that grants the diploma for 16 years of formal education in the said foreign country) which is also recognized as a formal educational institution in the said county while authorized by the Minister of Education, Culture, Sports, Science and Technology on or before the end of March 2017.
- (6) Have been awarded or expected to be awarded a degree equivalent to bachelor's by completing program duration of which is more than 3 years (includes the case of finishing 16 years of formal education of a foreign country by completing Correspondence Education courses provided by the country in question while residing in Japan, and the case of obtaining degree specified by (5) when graduating from an educational institution recognized by the foreign country in question) at a university or other form of school in a foreign country (limited to the institutions with their educational quality such as education and research activities recognized by the evaluators approved by the government of the foreign country in question or other

relevant authorities, or institutions specifically recognized by its equivalent by the Minister of Education, Culture, Sports, Science and Technology) on or before the end of March 2017.

- (7) Have finished upper-level course of a specialized training college (limited to the course duration of which is more than 4 years and meets other requirements provided by the Minister of Education, Culture, Sports, Science and Technology), which is specially approved by the Minister of Education, Culture, Sports, Science and Technology, after the date provided by the Minister of Education, Culture, Sports, Science and Technology or be expected to finish above mentioned course before the end of March 2017.
- (8) Specially recommended by the Minister of Education, Culture, Sports, Science and Technology (Public notice Item 5 by Ministry of Education in 1953)
- (9) Reach or have reached 22 years old on or before the end of March 2017 whose qualification is recognized to be equivalent or higher than those who graduated from a four year university program by individual qualification evaluation at the Graduate School of Sustainability Science.
- (10) Admitted to a graduate school by the School Education Law Article 102 Clause 2, and one's academic performance is recognized to be suitable for the Graduate School of Sustainability Science.

Applicants who are applying under (9) or (10) category must visit the Academic Affairs Division of Faculty of Agriculture, Tottori University and get an application form for qualification evaluation which should be submitted no later than September 23 (Fri) 2016. Result of evaluation will be announced by October 7 (Fri) 2016.

3. Application

(1) Period

Applications must be submitted October 21 (Fri) ~ 25 (Tue) of 2016.

Reception hour is from 9 AM to 5 PM.

Mailed applications will be accepted only when postmarked by the sending office on or before October 21 (Fri).

(2) Place of Submission

4-101 Koyama-cho Minami, Tottori

680-8553

Academic Affairs Division

Faculty of Agriculture

Tottori University

Tel: (0857) 31-5346

(3) Application Procedures

Applicants must fill and submit the documents listed in the table below. Applicants should use appropriate forms: For the General Program application, use the Japanese form. For the Special Program in English application, use the English form.

Application submitted by mail should use registered mail and has to be marked “Application for General Entrance Exam for Graduate Course (2nd) Enclosed” in red ink.

① Application Form	Use provided form
② Essay	<p>Describe about the following items (1) ~ (3) using prescribed form. (Word processor acceptable)</p> <p>For the General Program application, write in Japanese. For the Special Program in English application, write in English.</p> <p>(1) Motivation Letter (Maximum length: 1,000 words in Japanese, 250 words in English)</p> <p>(2) Summary of Research Plan (Maximum length: 1,000 words in Japanese, 250 words in English)</p> <p>(3) Self-assessment</p> <p>Explain your self-assessment of the following qualities. (Maximum length of each quality: 100 words in Japanese, 25 words in English)</p> <ul style="list-style-type: none"> ○Cooperativeness and leadership ○Ability of (self-)expression ○English proficiency ○Technical knowledge ○Ability to conduct experiment and research
③ Research proposal	Applicants for the Special Program in English must submit detailed research plans to be conducted at Department of Dryland Science. It must be written in English. (Format not specified) (A4 size paper, 4 ~ 6 pages)
④ Academic transcript and Letter of recommendation	<p>Submit an academic transcript issued by the head of last educational institution attended. Must be sealed in an envelope.</p> <p>In addition to that, foreign applicants must submit a letter of recommendation which can be prepared by an academic supervisor, immediate supervisor of currently affiliated research institution or current employer.</p>
⑤ TOEIC or TOEFL Score etc.	<p>Applicants for the Special Program in English must submit the original copy of TOEIC or TOEFL certificate obtained within 2 years prior to the application submission. Foreign applicants who graduated from universities of countries that use English as official language who are planning to stay in Japan with visa status of “student” are not required to submit this. Instead, a document that verifies completion of university education in English issued by the president or its equivalent authority of the university should be submitted.</p> <p>The certificate will be returned with your examination admission card.</p>

⑥ Certificate of (expected) graduation	The certificate must be issued by an authorized person of applicant's degree granting institute. (Applicants who graduated from the Faculty of Agriculture of Tottori University are not required to submit the certificate.)
⑦ Examination fee	<p>30,000 Japanese Yen</p> <p>Using the prescribed application for remittance, make a transfer from the bank other than Post Office and Japan Post Bank. Make sure to get the "Proof of Examination Fee Remittance" and attach it on the "Submission Sheet of Proof of Examination Fee Remittance" as directed. (Do not use ATM machines. Please be aware that the fees for remittance shall be borne by applicants)</p> <p>The "Receipt Confirmation of Examination Fee (and service fee)" will serve as a receipt. It will be required when requesting a refund.</p> <p>The examination fee must be transferred to the account provided during October 14 (Fri) ~ 25 (Tue) of 2016.</p> <p>The examination fee will not be refunded under any conditions except for the following:</p> <ul style="list-style-type: none"> (A) Applicant did not apply (did not submit application) (B) Application did not get accepted (C) Examination fee was paid twice by mistake
⑧ Return envelope for examination admission card	A standard envelop (rectangular No. 3 12.0cm × 23.5cm) with 362 JPY stamp (include express mail fee) attached and postal code, address and name written.
⑨ Certificate of Degree Award or Certificate of expected degree award	Only applicants who are applying under (2) category are required to submit this. Applicants expected to complete junior colleges or advanced courses of technical colleges must submit the certificate of expected degree award and documents to verify application for bachelor's degree conferment.
⑩ Certificate of residence (foreign applicants only)	Foreign applicants who reside in Japan must submit a copy of certificate of residence (both sides) or residence card issued by the mayor of the municipality etc. or a document that proves status of residence. Foreign applicants residing outside Japan must submit a copy of passport.

4. Entrance Examination

Applicants will be evaluated based on document screening and oral examination.

(1) Document Screening

Based on the TOEIC/TOEFL scores etc. (Special Program in English applicants only) and academic transcripts, language proficiency (Special Program in English applicants only) and basic knowledge will be evaluated.

(2) Oral Examination

Applicants' technical knowledge and suitability will be evaluated based on a 10 minutes presentation on thesis

research or research plan and Q & A based on the essay (research plan included for Special Program in English applicants).

LCD projector will be provided. Bring own laptop and its peripherals.

(3) Examination Dates

Date	Saturday November 12 2016	Sunday November 13 2016
Time	9:00 AM ~	9:00 AM ~
Subject	Oral Examination	
Venue	4-101 Koyama-cho Minami, Tottori Faculty of Agriculture, Tottori University	

Examination schedule will be communicated no later than 5 days prior to the examination. Please contact the Academic Affairs Division of Faculty of Agriculture if you do not hear from the office.

5. Applicants with Physical Disability

Applicants with physical disability should submit a document (formats not specified) stating following along with a doctor's note or copy of physical disability certificate to the Academic Affairs Division of Faculty of Agriculture by October 7 (Fri) 2016 to discuss possibly required assistance/accommodations at the examination.

- (1) Applicant's name and address (Phone number should be provided as well)
- (2) Desired major, course and field of education/research
- (3) Graduated university, faculty and department etc.
- (4) Type and level of disability
- (5) Accommodations necessary for examination
- (6) Accommodations necessary for course completion
- (7) Accommodations made at the graduated university
- (8) Description of daily life

6. Announcement of Examination Result

At 11 AM on Friday November 25 2016, the result will be posted at the entrance of Faculty of Agriculture, Tottori University. The original copy of the letter of acceptance will be sent out to accepted applicants via mail.

7. Admission Process

Instructions for admission process will be individually notified to accepted applicants.

- (1) Processing Documents etc.
 - Dossier, photograph mount for student ID etc.
- (2) Entrance Fee 282,000 Japanese Yen (Tentative)
- (3) Tuition Fees 535,800 Japanese Yen / year [First Semester: 267,900 Yen, Second Semester: 267,900 Yen] (Tentative)
 - Tuition Fees must be paid in May (First Semester) and November (Second Semester)

- Payment instruction will be provided to accepted applicants

(NOTES) a. Once submitted, the entrance fee will not be refunded under any conditions.

b. Students who wish to get an entrance/tuition fees waiver (or collection postponement) should not submit the entrance/ tuition fees upon admission process.

c. Above stated entrance/tuition fees amounts are tentative and may change at any time. Students will be asked to pay the revised amount while taking courses at Tottori University.

(4) Place of Admission Process 4-101 Koyama-cho Minami, Tottori
Academic Affairs Division of Faculty of Agriculture, Tottori University

8. Entrance Fee Waiver (collection postponement) and Tuition Fees Waiver

Entrance or tuition fees (full or half amount) can be waived if applicant meets one of the following conditions and university sees the extreme difficulty of entrance or tuition fees payment as a result of the waiver evaluation requested by the applicant.

- (1) Extreme difficulty paying for entrance or tuition fees although academic performance is excellent.
- (2) Within one year prior to the admission, defrayer of academic expenses has deceased, or either self or defrayer of academic expenses got affected by natural disasters.
- (3) Meets condition (2) and President of Tottori University recognizes the needs of waive in provided condition.
Please contact Scholarship section of Student Support Division under Student Affairs Department (TEL (0857) 31-5059 / 6776) for more details.

9. Others

- (1) Applicants must bring examination admission card issued by Tottori University on the examination day.
- (2) Please contact the Academic Affairs Division of Faculty of Agriculture, Tottori University for any inquiries related to application, examination and admission.

Fiscal Year of 2017 Tottori University Graduate School of Sustainability Science Master's Program
Department of Dryland Science Special Entrance Examination
Application Requirements

Graduate School of Sustainability Science is conducting a Special Examination to recruit creative, independent and enthusiastic students from both internal and external institutions and train them to produce excellent scientists. This entrance exam is open for adults with careers and international students.

1. Department, Courses, Positions Available, Field of Education and Research

Department	Course	Positions Available	Field of Education and Research
Department of Dryland Science	General Program	A few	See "List of fields of education and research" on page 27.
	Special Program in English		

The General Program will develop scientists with advanced level technical knowledge and global perspective for societal contributions.

The Special Program in English will offer the whole course work in English to develop scientists with advanced skills to carry out projects that can contribute to the international society.

2. Qualification Requirements

Applicants must fulfill one of the criteria given from (1) to (10) below. International students who wish to apply for the General Program must be proficient in Japanese.

- (1) Graduated or expected to graduate from a four year university program on or before the end of March 2017.
- (2) Awarded or expected to be awarded a bachelor's degree by the National Institution for Academic Degrees and Quality Enhancement of Higher Education following the School Education Law Article 104 Clause 4 on or before the end of March 2017.
- (3) Have finished or expected to finish 16 years of formal education in a foreign country on or before the end of March 2017.
- (4) Have finished or expected to finish 16 years of formal education of a foreign country on or before the end of March 2017 by completing Correspondence Education courses provided by the country in questions while residing in Japan.
- (5) Have finished or expected to complete a program provided by an educational institution which owns degree programs offered in foreign countries (only the program that grants the diploma for 16 years of formal education in the said foreign country) which is also recognized as a formal educational institution in the said county while authorized by the Minister of Education, Culture, Sports, Science and Technology on or before the end of March 2017.
- (6) Have been awarded or expected to be awarded a degree equivalent to bachelor's by completing program duration of which is more than 3 years (includes the case of finishing 16 years of formal education of a foreign country by completing Correspondence Education courses provided by the country in question while

residing in Japan, and the case of obtaining degree specified by (5) when graduating from an educational institution recognized by the foreign country in question) at a university or other form of school in a foreign country (limited to the institutions with their educational quality such as education and research activities recognized by the evaluators approved by the government of the foreign country in question or other relevant authorities, or institutions specifically recognized by its equivalent by the Minister of Education, Culture, Sports, Science and Technology) on or before the end of March 2017.

- (7) Have finished upper-level course of a specialized training college (limited to the course duration of which is more than 4 years and meets other requirements provided by the Minister of Education, Culture, Sports, Science and Technology), which is specially approved by the Minister of Education, Culture, Sports, Science and Technology, after the date provided by the Minister of Education, Culture, Sports, Science and Technology or be expected to finish above mentioned course before the end of March 2017.
- (8) Specially recommended by the Minister of Education, Culture, Sports, Science and Technology (Public notice Item 5 by Ministry of Education in 1953)
- (9) Reach or have reached 22 years old on or before the end of March 2017 whose qualification is recognized to be equivalent or higher than those who graduated from a four year university program by individual qualification evaluation at the Graduate School of Sustainability Science.
- (10) Admitted to a graduate school by the School Education Law Article 102 Clause 2, and one's academic performance is recognized to be suitable for the Graduate School of Sustainability Science.

Applicants who are applying under (9) or (10) category must visit the Academic Affairs Division of Faculty of Agriculture, Tottori University and get an application form for qualification evaluation which should be submitted no later than November 22 (Tue) 2016. The result of evaluation will be announced by December 5 (Mon) 2016.

3. Application

(1) Period

Applications must be submitted December 12 (Mon) ~ 14 (Wed) of 2016.

Reception hour is from 9 AM to 5 PM.

Mailed applications will be accepted only when postmarked by the sending office on or before December 12 (Mon).

(2) Place of Submission

4-101 Koyama-cho Minami, Tottori

680-8553

Academic Affairs Division

Faculty of Agriculture

Tottori University

Tel: (0857) 31-5346

(3) Application Procedures

Applicants must fill and submit the documents listed in the table below. Applicants should use appropriate forms: For the General Program application, use the Japanese form. For the Special Program in English application, use the English form.

Application submitted by mail should use registered mail and has to be marked “Application for Special Entrance Exam for Graduate Course Enclosed” in red ink.

① Application Form	Use provided form
② Manuscript of Oral Examination Presentation	Using the attached format as a reference, describe the research to be conducted after admission utilizing what you’ve learned previously in 1 page on A4 paper. Manuscript must be prepared in Japanese for the General Program application and in English for the Special Program in English application.
③ Research proposal	Applicants for the Special Program in English must submit detailed research plans to be conducted at Department of Dryland Science. It must be written in English. (Format not specified) (A4 size paper, 4 ~ 6 pages)
④ Academic transcript and Letter of recommendation	Submit an academic transcript issued by the head of last educational institution attended. Must be sealed in an envelope. In addition to that, foreign applicants must submit a letter of recommendation which can be prepared by an academic supervisor, immediate supervisor of currently affiliated research institution or current employer.
⑤ TOEIC or TOEFL Score etc.	Applicants for the Special Program in English must submit the original copy of TOEIC or TOEFL certificate obtained within 2 years prior to the application submission. Foreign applicants who graduated from universities of countries that use English as official language who are planning to stay in Japan with visa status of “student” are not required to submit this. Instead, a document that verifies completion of university education in English issued by the president or its equivalent authority of the university should be submitted. The certificate will be returned with your examination admission card.
⑥ Certificate of (expected) graduation	The certificate must be issued by an authorized person of applicant’s degree granting institute. (Applicants who graduated from the Faculty of Agriculture of Tottori University are not required to submit the certificate.)

⑦ Examination fee	<p>30,000 Japanese Yen</p> <p>Using the prescribed application for remittance, make a transfer from the bank other than Post Office and Japan Post Bank. Make sure to get the “Proof of Examination Fee Remittance” and attach it on the “Submission Sheet of Proof of Examination Fee Remittance” as directed. (Do not use ATM machines. Please be aware that the fees for remittance shall be borne by applicants)</p> <p>The “Receipt Confirmation of Examination Fee (and service fee)” will serve as a receipt. It will be required when requesting a refund.</p> <p>The examination fee must be transferred to the account provided during December 5 (Mon) ~ 14 (Wed) of 2016.</p> <p>The examination fee will not be refunded under any conditions except for the following:</p> <p>(A) Applicant did not apply (did not submit application)</p> <p>(B) Application did not get accepted</p> <p>(C) Examination fee was paid twice by mistake</p>
⑧ Return envelope for examination admission card	A standard envelop (rectangular No. 3 12.0cm × 23.5cm) with 362 JPY stamp (include express mail fee) attached and postal code, address and name written.
⑨ Certificate of Degree Award or Certificate of expected degree award	Only applicants who are applying under (2) category are required to submit this. Applicants expected to complete junior colleges or advanced courses of technical colleges must submit the certificate of expected degree award and documents to verify application for bachelor’s degree conferment.
⑩ Certificate of residence (foreign applicants only)	Foreign applicants who reside in Japan must submit a copy of certificate of residence (both sides) or residence card issued by the mayor of the municipality etc. or a document that proves status of residence. Foreign applicants residing outside Japan must submit a copy of passport.

4. Entrance Examination

Applicants will be evaluated based on document screening and oral examination.

(1) Document Screening

Based on the TOEIC/TOEFL scores etc. (Special Program in English applicants only) and academic transcripts, language proficiency (Special Program in English applicants only) and basic knowledge will be evaluated.

(2) Oral Examination

Applicants will be asked to present a 10 minutes (strictly enforced) presentation (applicant must control the laptop etc.) based on the manuscript. Applicants’ technical knowledge and suitability will be evaluated based on the presentation and Q & A. During the Q & A session, applicants may be asked about the presentation and the purpose and motive of application.

Laptop usage is allowed for the presentation. LCD projector will be provided. Bring own laptop and its peripherals.

(3) Examination Dates

Date	Saturday January 7, Sunday January 8 2017
Subject	Oral Examination
Venue	4-101 Koyama-cho Minami, Tottori Faculty of Agriculture, Tottori University

Examination schedule will be discussed with applicants.

5. Applicants with Physical Disability

Applicants with physical disability should submit a document (formats not specified) stating following along with a doctor's note or copy of physical disability certificate to the Academic Affairs Division of Faculty of Agriculture by November 22 (Tue) 2016 to discuss possibly required assistance/accommodations at examination.

- (1) Applicant's name and address (Phone number should be provided as well)
- (2) Desired major, course and field of education/research
- (3) Graduated university, faculty and department etc.
- (4) Type and level of disability
- (5) Accommodations necessary for examination
- (6) Accommodations necessary for course completion
- (7) Accommodations made at the graduated university
- (8) Description of daily life

6. Announcement of Examination Result

At 11 AM on Friday January 20 2017, the result will be posted at the entrance of Faculty of Agriculture, Tottori University. The original copy of the letter of acceptance will be sent out to accepted applicants via mail.

7. Admission Process

Instructions for admission process will be individually notified to accepted applicants.

- (1) Processing Documents etc.
 - Dossier, photograph mount for student ID etc.
 - (2) Entrance Fee 282,000 Japanese Yen (Tentative)
 - (3) Tuition Fees 535,800 Japanese Yen / year [First Semester: 267,900 Yen, Second Semester: 267,900 Yen] (Tentative)
 - Tuition Fees must be paid in May (First Semester) and November (Second Semester)
 - Payment instructions will be provided to accepted applicants
- (NOTES) a. Once submitted, the entrance fee will not be refunded under any conditions.

b. Students who wish to get an entrance/tuition fees waiver (or collection postponement) should not

submit the entrance/ tuition fees upon admission process.

c. Above stated entrance/tuition fees amounts are tentative and may change at any time. Students will be asked to pay the revised amount while taking courses at Tottori University.

(4) Place of Admission Process 4-101 Koyama-cho Minami, Tottori
Academic Affairs Division of Faculty of Agriculture, Tottori University

8. Entrance Fee Waiver (collection postponement) and Tuition Fees Waiver

Entrance or tuition fees (full or half amount) can be waived if applicant meets one of the following conditions and university sees the extreme difficulty of entrance or tuition fees payment as a result of the waiver evaluation requested by the applicant.

- (1) Extreme difficulty paying for entrance or tuition fees although academic performance is excellent.
- (2) Within one year prior to the admission, defrayer of academic expenses has deceased, or either self or defrayer of academic expenses got affected by natural disasters.
- (3) Meets condition (2) and President of Tottori University recognizes the needs of waive in provided condition. Please contact Scholarship section of Student Support Division under Student Affairs Department (TEL (0857) 31-5059 / 6776) for more details.

9. Extended Course System

This system provides students with fulltime occupation a chance to plan and complete the course within certain period of time (maximum of 4 years) beyond average period required for course completion (2 years).

Same amount paid for 2 year course tuition will split into 3 (or 4) according to the plan.

Applicants who wish to use this system should contact the Academic Affairs Division of Faculty of Agriculture upon admission process.

10. Others

- (1) Applicants must bring examination admission card issued by Tottori University on the examination day.
- (2) Please contact the Academic Affairs Division of Faculty of Agriculture, Tottori University for any inquiries related to application, examination and admission.

Oral Examination Manuscript Format

A4 (210 mm × 297 mm)

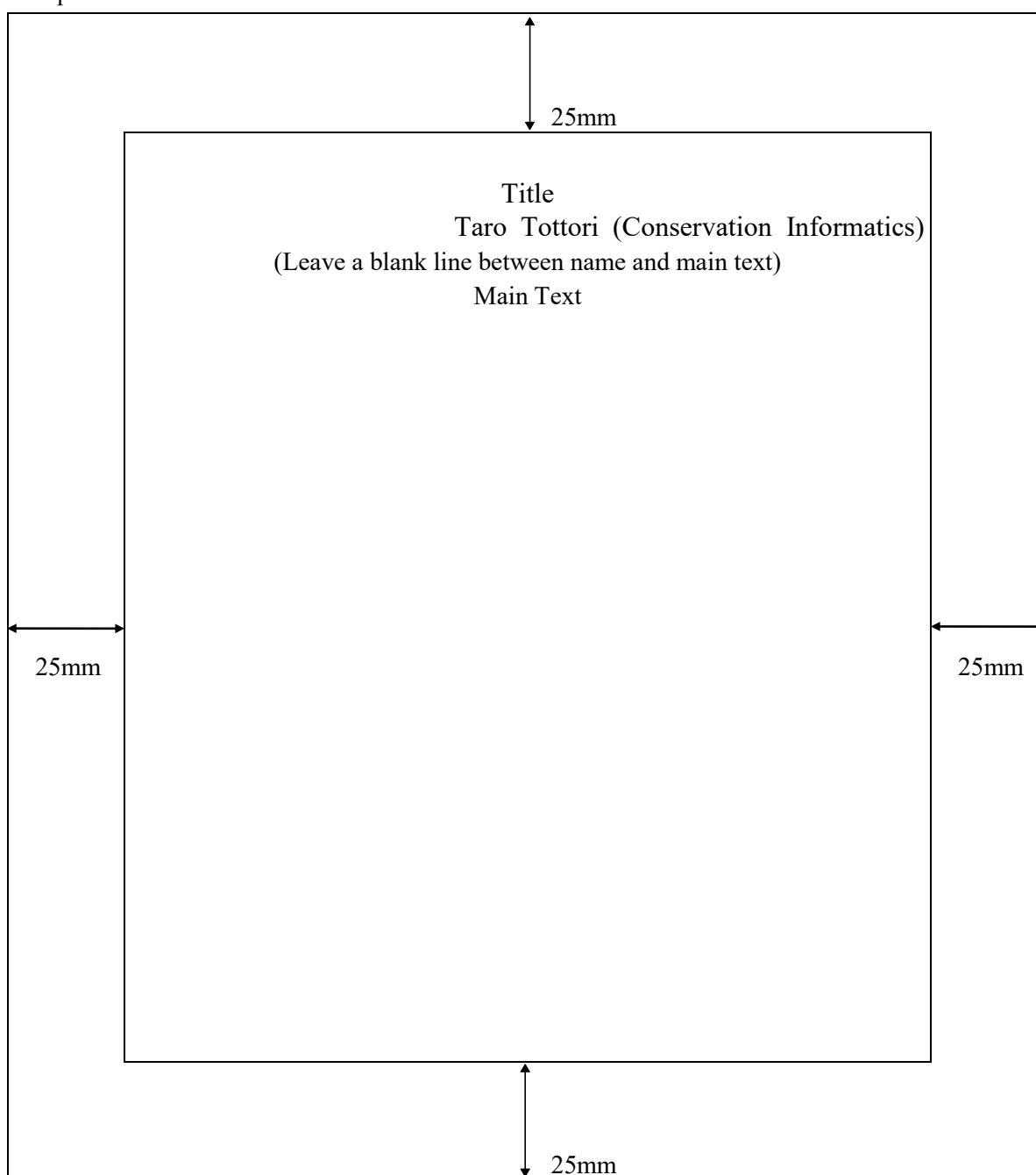
Font size etc.:

Title, name and desired field of education and research: 12 point

Main text: 11 or 12 point

Title should be centered and name (desired field of education and research) should be aligned to the right.

Based on your knowledge, describe the research you'd like to conduct at the graduate school including research plan, background, and methods etc. You may include tables and figures (black and white). Manuscript must be typed with word processor.



List of Education and Research Fields

Department	Program	Education and Research Field	Staff	Keyword 1	Keyword 2	Keyword 3	Keyword 4	Keyword 5
Department of Dryland Science	General Program/Special Program in English	Plant Eco-Physiology	Ping AN	Environmental stresses	Mechanisms	Dry lands agriculture	Saline soils	Halophytes
		Sustainable Land Management	Nigussie Haregeweyn AYEHU	Land degradation	Sustainable land management	Integrated watershed management	Spatial analysis	Hydrologic modeling
		Agricultural Extension Studies	Asres Elias BAYSA	Agricultural extension studies	Gender and development	Agricultural economics	Rural development	Africa
		Plant Genetic Engineering	Amin Elsadig Eltayeb Habora	Agricultural biotechnology	Gene cloning	Gene function	Abiotic stress tolerance	Genetic engineering
		Dryland Environmental Resources	Tsuneyoshi ENDO	Soil resources	Irrigated agriculture	Behavior of salts	Soil salinization	Environmental remediation
		Irrigation and Drainage in Drylands	Haruyuki FUJIMAKI	Water-saving irrigation	Water harvesting	Leaching	Salinization	Erosion
		Environmental Inorganic Chemical Toxicology	Sawako HORAI	Trace elements	Wildlife	Human	Ecosystem	Risk assessment
		Facilities and Environmental Materials	Masahiro HYODO	Buried pipe	Evaluation of the residual strength	Industrial by-product	Restoration of aquatic environment	Agricultural facilities
		Theoretical Physics	Natsumi IKENO	Relativistic quantum mechanics	Strong interaction	Meson	Nucleus	Numerical calculation
		Soil and Water Management	Koji INOSAKO	Restoration of farm land	Soil-Plant-Atmospheric continuum system	Irrigation and drainage	Desalinization	Environmental biophysics
		Animal Ecology	Takehiko ITO	Mammal	Grassland ecosystem	Conservation biology	Animal-plant interaction	GIS
		Applied Meteorology in Drylands	Reiji KIMURA	Boundary layer meteorology	Hydrometeorology	Remote-sensing	Aridity monitoring	Dust
		Dryland Restoration and Conservation Ecology	Toshihiko KINUGASA	Arid and semi-arid grassland	Global environmental change	Human disturbance	Secondary succession	Plant matter production
		Dryland Climatology	Yasunori KUROSAKI	Climatology & meteorology	Aeolian dust	Wind erosion	Climatic variation	Desertification
		Crop Production in Drylands	Eiji NISHIHARA	Medicinal plants	Allelopathy	Mitigation of replant problem	LED light in plant factory	Biochar
		Construction and Management Engineering of Facility in Rural Regions	Hidehiko OGATA	Irrigation and drainage facilities	Farm road	Functional diagnosis	Rehabilitation method	Management and maintenance
		Plant Molecular Physiology	Masanori OKAMOTO	Generation of drought tolerant plants	Genetically modified plants	Chemical biology	Genetics	Plant hormones
		Dryland Health and Medicine	Shinji OTANI	Global health	Environmental medicine	Travel medicine	Infectious disease	Noncommunicable diseases
		Water Management in Drylands	Theib OWEIS	Water harvesting	Supplemental irrigation	Water productivity	Water use efficiency	Water scarcity
		Land Environment and Conservation	Tadaomi SAITO	Soil water and solute movement	Interaction among soil, water and vegetation	Soil erosion	Environmental measurement techniques	UAV(Drone)
		Agricultural Water Use and Management	Katsuyuki SHIMISU	Agricultural water use	Field hydrology	Assessment of water delivery performance	Soil salinization	Micro hydropower
		Renewable Energy Engineering	Kotaro TAGAWA	Solar and wind energy	Energy generation and conversion	Evaluation of energy system	Desalination	Heat and mass transfer
		Microbiology in Drylands	Takeshi TANIGUCHI	Microbial ecology	Ecosystem restoration	Use of rhizosphere microorganisms	Metagenome	Mycorrhizal fungi
		Molecular Breeding	Hisashi TSUJIMOTO	Wheat	Stress tolerance improvement	Germplasm enhancement	Chromosome engineering	Food shortage
		Conservation Informatics	Atsushi TSUNEKAWA	Environmental evaluation and modeling	Remote sensing	GIS	Regional environmental planning	Sustainable Land Management
		Plant Nutrition	Satoshi YAMADA	Salinity	Mineral absorption	Crop quality	Growth analysis	Water saving
		Environmental soil science	Sadahiro YAMAMOTO	Conservation oriented agriculture	Salt affected soils	Soil quality assesment	Soil organic matter	Soil formation and classification
		Revegetation Science in Drylands	Norikazu YAMANAKA	Revegetation in arid areas	Ecosystem restoration	Forest ecology	Drought and salt tolerance of woody plants	Water relations of plants
		Dryland Hydrology	Hiroshi YASUDA	Hydrology	Water budget	Precipitation	Groundwater	Aqua environment
		Agricultural Development Studies	Kumi YASUNOBU	Area studies	Farm management studies	Technology diffusion	Rural development	Common resource management
Hydrospheric Environment Science	Yumi YOSHIOKA	Groundwater	Water cycle	Irrigation water use	Evaluation of socioeconomic factor	Irrigation and drainage		

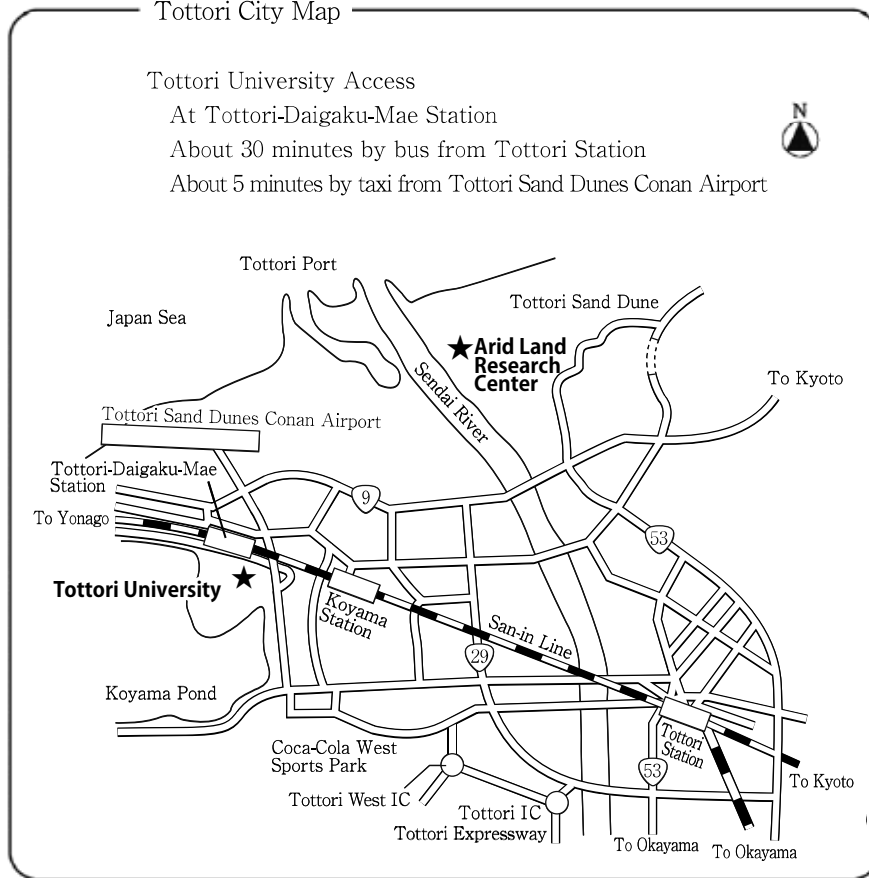
Tottori City Map

Tottori University Access

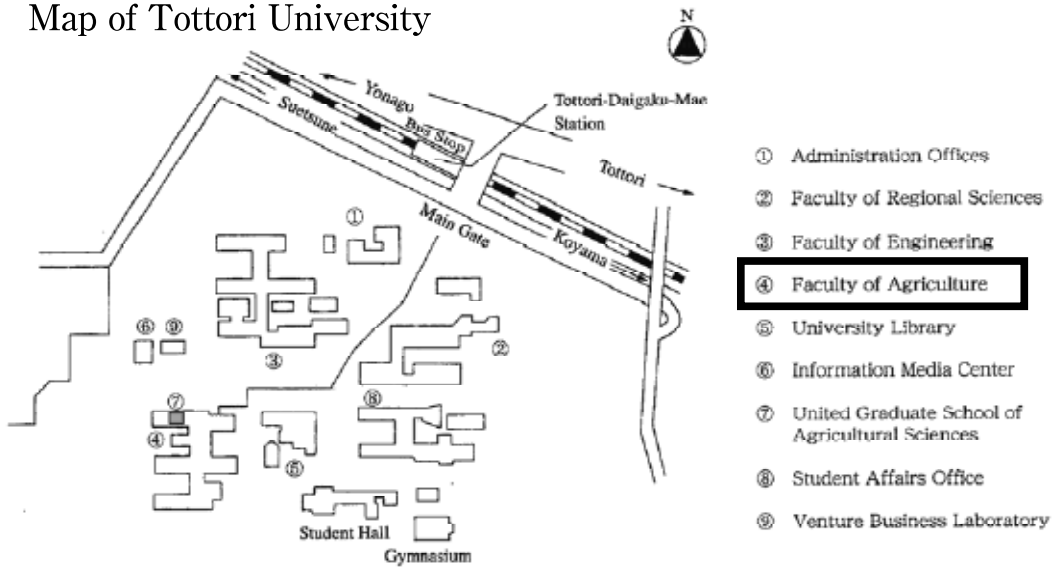
At Tottori-Daigaku-Mae Station

About 30 minutes by bus from Tottori Station

About 5 minutes by taxi from Tottori Sand Dunes Conan Airport



Map of Tottori University



Fiscal Year of 2017
Tottori University Graduate School of Sustainability Science Master's Program
Department of Dryland Science
General Entrance Examination (1st round) / Special Entrance Examination In-service trainees
General Entrance Examination (2nd round) / Special Entrance Examination
 ※ Circle on the one that applies

Application Form				Examinee's Number ※
Department	Department of Dryland Science	Course		
Field of Education/Research				
Japanese Phonetics	(※ Required for Japanese applicants)			Sex
Name	ENG			Male Female
	JPN (※ Required for Japanese applicants)			
Date of Birth	Year	Month	Date	
Qualification	National/Public/Private University			
	Faculty (School) of Department of			
	YYYY	MM	Graduation / Expected Graduation / Completion / Expected Completion	
Current Address	Zip Code		TEL	
	ENG			
	JPN			
Result Notification Address (List only if it differs from the current address)	Zip Code		TEL	
	ENG			
	JPN			

- Notes
1. Circle on the items that apply
 2. Fill all column except for the ones marked with “※”
 3. All applicants must communicate with host faculty of desired Field of Education/Research before submitting the application form.
- Please contact Academic Affairs Division of Faculty of Agriculture, Tottori University (contact information on the cover of this book) when you cannot communicate with the host faculty.

Fiscal Year of 2017
Tottori University Master's Program
at Graduate School of Sustainability Science
Department of Dryland Science

↓ Circle on the one that applies
 General Entrance Examination (1st round)/
 Special Entrance Examination for In-service trainees/
 General Entrance Examination (2nd round)/
 Special Entrance Examination

ID Photo Card	Examinee's Number ※
Name	
Department	Department of Dryland Science
Course	
<div style="border: 1px solid black; padding: 5px; width: fit-content; margin: auto;"> <p>Photo</p> <p>Attach a photo of upper body part taken from the right front, without hat/caps. Must be the picture taken within 3 months. L: 4cm W: 3cm</p> </div>	

DO NOT TEAR APART

Do not write in the column with “※”

Fiscal Year of 2017
Tottori University Master's Program
at Graduate School of Sustainability Science
Department of Dryland Science
Examination Admission Card

↓ Circle on the one that applies
 General Entrance Examination (1st round)/
 Special Entrance Examination for In-service trainees/
 General Entrance Examination (2nd round)/
 Special Entrance Examination

Examinee's Number ※	※
Name	
Department	Department of Dryland Science
Course	
<p>Note: Examinees must bring this card to the examination venue on the exam day and present it on the desk while examination (oral examination).</p>	

DO NOT TEAR APART

Do not write in the column with “※”

DO NOT TEAR APART
 Fiscal Year of 2017
Tottori University Master's Program at Graduate School of Sustainability Science
Department of Dryland Science
Proof of Examination Fee Remittance Card (検定料振込済証明書)

見本

Name of Examinee		Examinee's Number ※	
Guarantor's Contact Information	Japanese Phonetics	※ Required for Japanese applicants	
	Name	ENG	Relationship to Applicant
		JPN	
Address	Zip code	TEL	
	ENG		
	JPN		
Foreign applicant must provide academic history from admission to elementary school and graduation of junior high school in the blank columns.			
Year	Month	Name of School	
		High School (Graduation)	
		University/College (Admission)	
		University/College (Graduation or expected graduation)	

Essay (1)

Tottori University Graduate School of Sustainability Science Master's Program

Department of Dryland Science

General Entrance Examination (1st round) / Special Examination for In-service trainees /

General Entrance Examination (2nd round)

↑Circle on the one that applies.

Department	Department of Dryland Science	Course	
Examinee's Number	※	Name	

Do not fill the column with “※”

- Motivation Letter (Maximum: 250 words in English)

見本

Essay (2)

Tottori University Graduate School of Sustainability Science Master's Program

Department of Dryland Science

General Entrance Examination (1st round) / Special Examination for In-service trainees /

General Entrance Examination (2nd round)

↑Circle on the one that applies.

Department	Department of Dryland Science	Course	
Examinee's Number	※	Name	

Do not fill the column with “※”

- Summary of Research Plan (Maximum: 250 words in English)

見本

Essay (3)

Tottori University Graduate School of Sustainability Science Master's Program

Department of Dryland Science

General Entrance Examination (1st round) / Special Examination for In-service trainees /

General Entrance Examination (2nd round)

↑Circle on the one that applies.

Department	Department of Dryland Science	Course	
Examinee's Number	※	Name	

Do not fill the column with “※”

Self-assessment (Maximum: 25 words in English for each item)

○Cooperativeness and leadership

○Ability of (self-)expression

見本

○English proficiency

○Technical knowledge

○Ability to conduct experiment and research

Tottori University Graduate School of Sustainability Science Master's Program
Department of Dryland Science

Curriculum Vitae

(Special Entrance Examination for In-service trainees)

Examinee's Number	※		
Name		Department	Department of Dryland Science
Course		Field of Research / Education	
Period	Name of Employer (Affiliations)	Job Responsibilities	
~ Year Month ~ Year Month			
~			
~			
~			
~			

Do not fill in the column with “※”

Application for Remittance

Instructions

- Date of Request : Write down the date of remittance.
 Beneficiary : Circle on either Sain-in Goudou Bank Tottori Branch or Tottori Bank Tottori Branch.
 Applicant's Name : Print name of applicant (Kana column and Kanji column).
 : Please provide zip code and phone number as well in the address column.

- ※ Please remit fees according to the period of remittance of your exam category.
 ※ Do not use ATM machines. Applicant must bare the remittance service fee.

Period of remittance

*Please remit the fee according to the following

- General Entrance Exam (1st): 09/05/2016 (Mon) ~ 09/14/2016 (Wed)
 Special Entrance Exam for In-service Trainees: 09/05/2016 (Mon) ~ 09/14/2016 (Wed)
 General Entrance Exam (2nd): 10/14/2016 (Fri) ~ 10/25/2016 (Tue)
 Special Entrance Exam: 12/05/2016 (Mon) ~ 12/14/2016 (Wed)

※Tell me here

電信扱

振込依頼書 (取扱店保存)

ご依頼日	平成 年 月 日	電 價 扱	科 目	金額	手数料	金額	円
振込先	山陰合同銀行 鳥取営業部 普通 3908393			金額	手数料	金額	円
受取人	鳥取銀行 湖山支店 普通 0045136			内			
ご依頼人	コカツダイガイホクワン トットリダイガク 国立大学法人 鳥取大学			内			
ご依頼人	研究科 コード 41 (カナ) 氏名 (漢字) (住所) 千 氏名 (カナ)			内			
ご依頼人	平成29年度鳥取大学大学院 持続性社会科学創生科学研究科博士前期課程 国際乾燥地科学専攻			内			
ご依頼人	手 数 料 (消費税込のみ)			内			
ご依頼人	上記金額正に受取りました。			内			

受取書 (本人保存)

振込先	山陰合同銀行 鳥取営業部 普通 3908393	金額	円
受取人	鳥取銀行 湖山支店 普通 0045136	金額	円
ご依頼人	国立大学法人 鳥取大学 鳥取市湖山町南4-101 (電話) 0857-31-5029	氏名 (漢字)	
ご依頼人	氏名 (カナ)	氏名 (漢字)	
ご依頼人	平成29年度鳥取大学大学院 持続性社会科学創生科学研究科博士前期課程 国際乾燥地科学専攻	氏名 (漢字)	
ご依頼人	氏名 (カナ)	氏名 (漢字)	
ご依頼人	手 数 料 (消費税込のみ)	氏名 (漢字)	
ご依頼人	上記金額正に受取りました。	氏名 (漢字)	

検定料振込済証明書 (大学提出用)

ご依頼日	平成 年 月 日	金額	円
振込先	山陰合同銀行 鳥取営業部 普通 3908393	金額	円
受取人	鳥取銀行 湖山支店 普通 0045136	氏名 (漢字)	
ご依頼人	国立大学法人 鳥取大学 鳥取市湖山町南4-101 (電話) 0857-31-5029	氏名 (漢字)	
ご依頼人	氏名 (カナ)	氏名 (漢字)	
ご依頼人	平成29年度鳥取大学大学院 持続性社会科学創生科学研究科博士前期課程 国際乾燥地科学専攻	氏名 (漢字)	
ご依頼人	氏名 (カナ)	氏名 (漢字)	
ご依頼人	手 数 料 (消費税込のみ)	氏名 (漢字)	
ご依頼人	上記金額正に受取りました。	氏名 (漢字)	

※ 本票は、出願書類に貼り付けし、大学へ提出してください。

(取扱店) 銀行 店

(取扱店) 銀行 店

入 紙 印